



# DRIVER'S BRIEFING

Race Director

Clerk of the Course

Chairman of the Stewards

Stewards

Peter KEVICKÝ

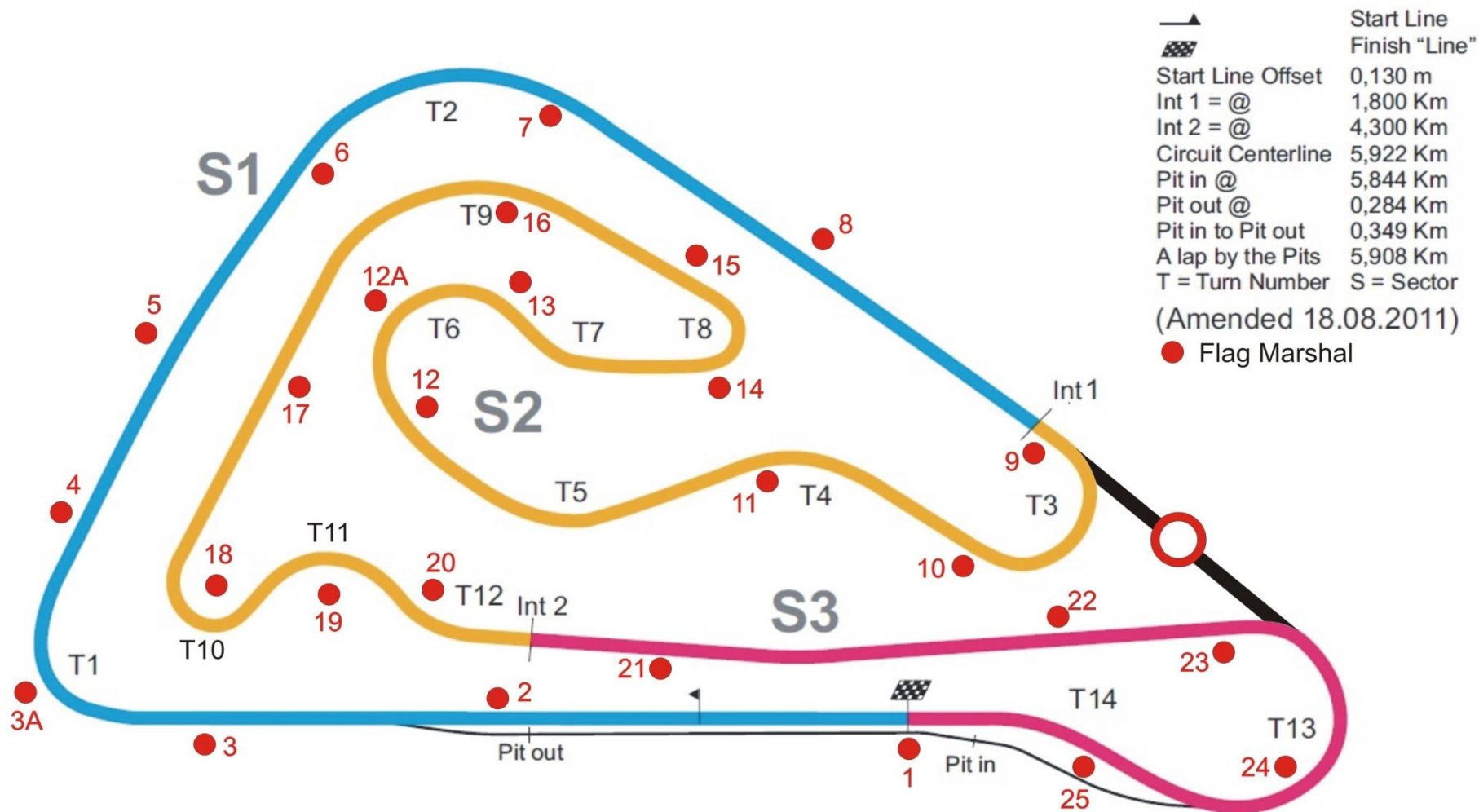
Peter JAKUS

Dušan KOBLIŠEK (SVK)

DRAGO BOZIC (SLO), DEAN GRBAC (CRO)




# THE TRACK





# Track access from PADDOCK



# Speed in the PIT LANE

**START**



endurance race :  
the pit-stop duration  
(120s) will be  
measured between  
this two lines

**END**



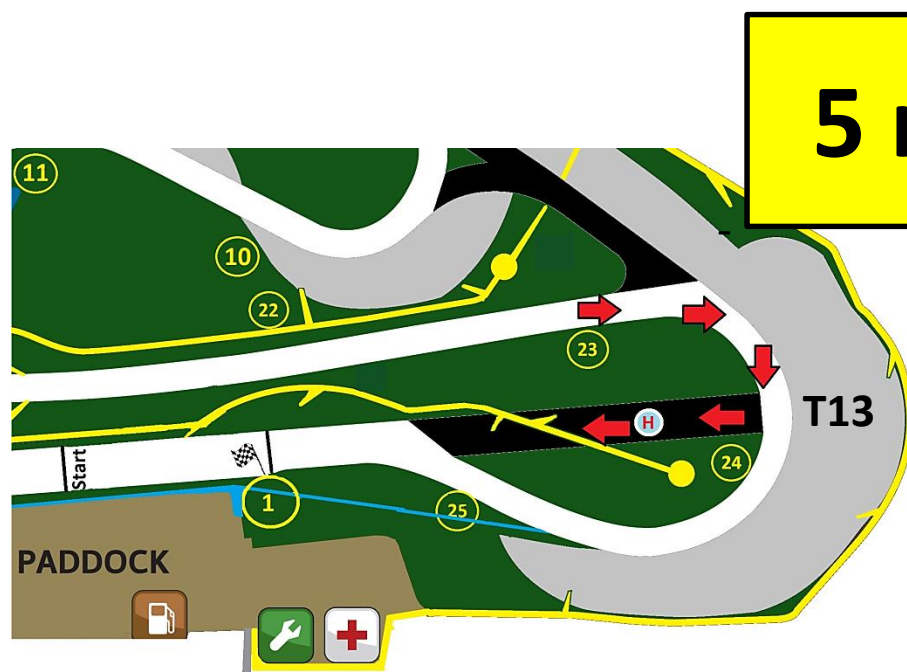


## PIT LANE

It is forbidden to enter the fast lane before opening of the PIT EXIT

## STARTING PROCEDURE

- Pit lane open for 5 minutes
- There will be an audible signal 2 minutes before the closing of pit lane



5 m

3 m

1 m

15 sec

in the case that more then 34 vehicles will be on grid, access to the grid will be coordinated by Marshalls through the heliport in turn No. 13

# STARTING GRID

Start into Warm up with GREEN FLAG  
From Podium post and  
penalty „**DRIVE THROUGH**“ in race.

DRIVE THROUGH

79

row signs

2

1

pole position  
**STANDING** start

pole position  
**ROLLING** start

# STANDING START

- 5 sec. sign from podium

**5 sec**



- starting lights (red) are turned on and off (2-5 s)

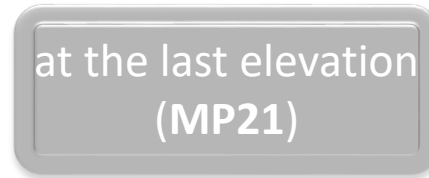
**MOMENT OF START IS WHEN STARTING LIGHTS ARE TURNED OFF**

- if a problem arises, after returning to the grid at the end of the formation lap:
- the driver must raise his hands above his head, respectively open the door
- if the starter decides, the start will be delayed, the yellow lights will be shown and an “EXTRA FORMATION LAP” board will be displayed – keep engine running
- a few seconds later the green lights will be switched on
- all cars able to do so must start a new formation lap
- the car which has caused the start abort will be pushed into the pit lane



# ROLLING START

- behind the leading car into the formation lap.



- the lights will be red, the cars **must** hold the 2x2 formation and the vehicle on the pole position gives guides the rest of the field at a speed 70 - 90 km/h.

**MOMENT OF START IS WHEN STARTING LIGHTS ARE TURNED OFF**

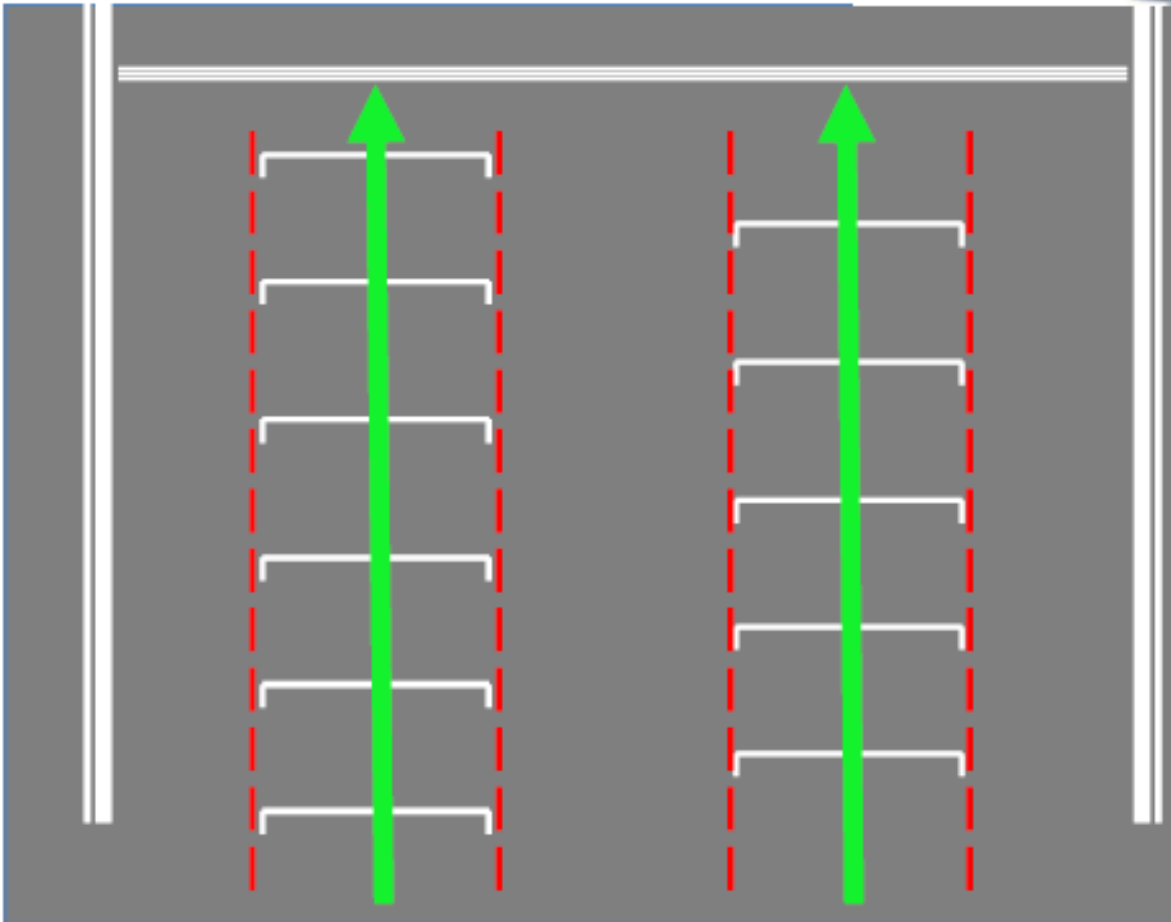
- If a problem arises at the end of the formation lap, the red light will stay on. The cars, will complete a new formation lap.





# ROLLING start

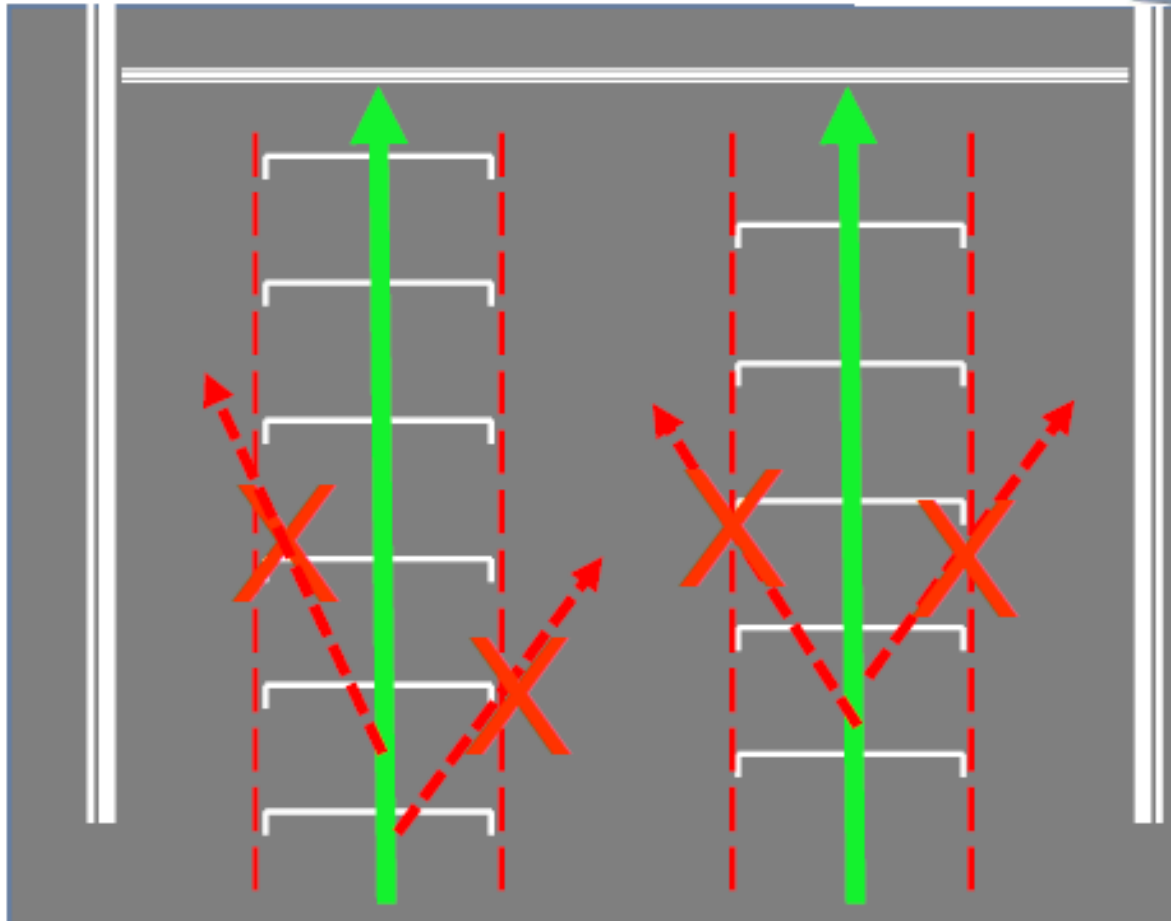
Starting lights: RED - OFF



The cars must hold the starting formation by driving from the beginning over the „starting boxes“ on their respective sides (starting corridors).

# ROLLING start

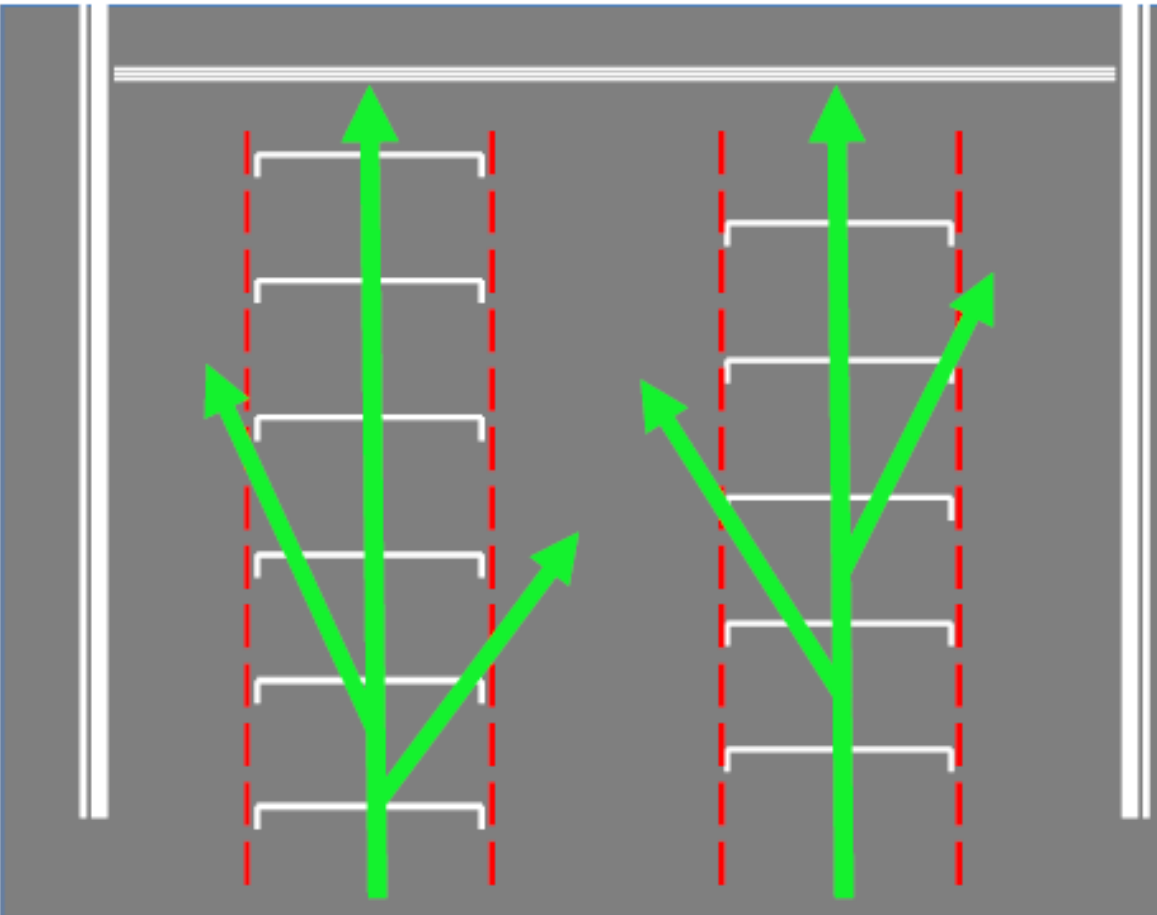
Starting lights: RED - OFF



Pushing on or slowing down as well as leaving the respective starting corridor is forbidden before the starting signal is given.

# ROLLING start

Starting lights: RED - OFF



The starting signal is given when the red lights are turned OFF. Accelerating as well as leaving the formation and the starting corridors is allowed from this time.



**RACE  
CONTROL**


**OFFICIAL  
NOTICE  
BOARD**

**MEDICAL  
CENTRE**





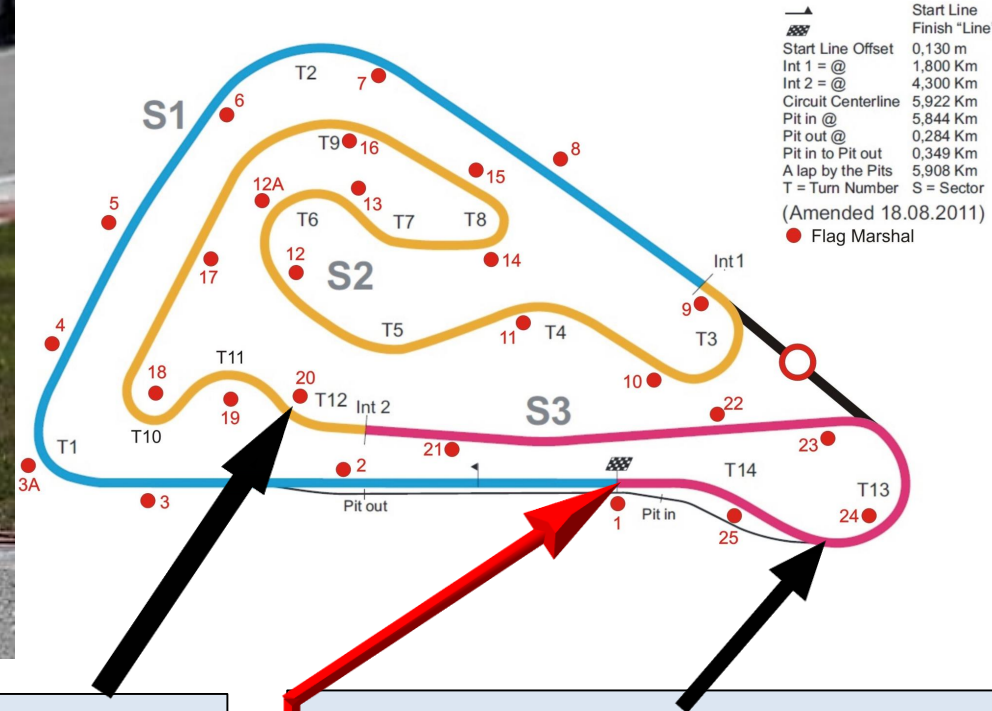
# SHORTENING on the track is !!! STRICTLY FORBIDDEN !!!



It is only permitted if the race or the practice is suspended (red flag) or on instruction of the marshals to do so



# SAFETY CAR



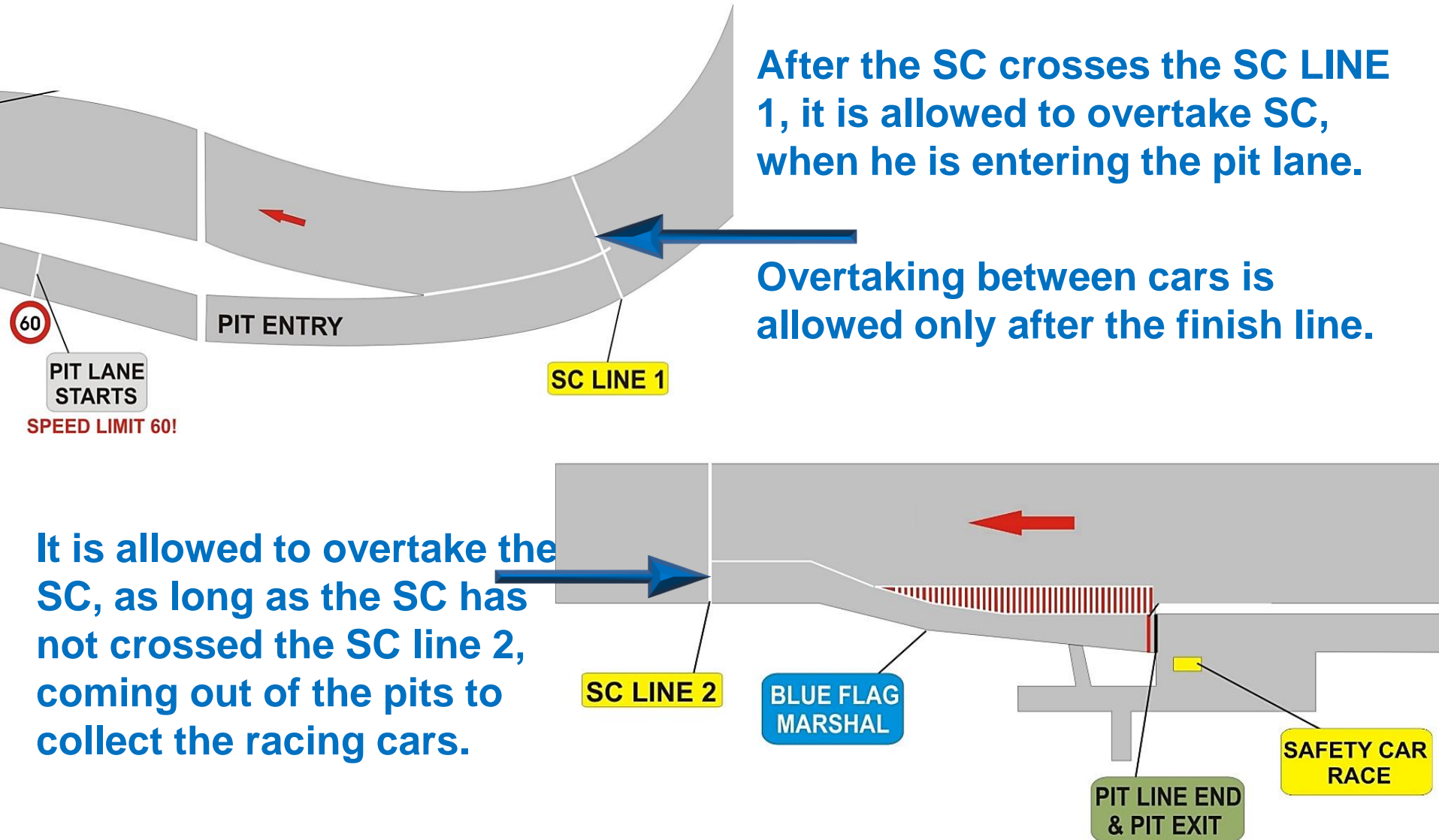
As long as the Safety Car lights are on, cars should follow exactly the trajectory of the SC, also if this is not the normal racing line.

When the safety car turn off its lights at this point, this will be the signal - safety car in this lap going down!

when the SC is over the safety car line 1 and SC is going into pit lane - green flag at all marshals posts, **but overtaking will be allowed from the finish line.** (appendix H art. 2.10.10)




# SAFETY CAR lines



# CHECKERED FLAG

16

will be waved on Marshal Post No.1 and Podium post at the same time.  
But valid is the first one.



- 1H Endurance race will take place
- obligatory pit stop between the 25th & 35th min. with refueling tower restriction
- Minimum time in the pit lane have to be 120 sec. (see page 6)
- Refuelling – max. 3 team members in front of the pits in the inner lane or at the end of the pit lane marked as "refueling zone".
- use cans with max. 25 liters capacity or a rotating system manually operated with max. 60 litres capacity.
- A team member must be ready with a fire extinguisher of at least 6 kg capacity.
- On refuelling, the competitor must ensure, that the car was electrically grounded before and during the refuelling procedure, that the car is standing on its complete wheels, that the engine is switched off, that the safety belts of the driver, if remaining in the car, were released, that no works were done on the cars.
- All these team members must wear completely flame proof equipment (overalls, gloves, balaclavas and helmets).

**Please read the FIA CEZ Regulations article 5.3 b – Organisation of the endurance race for additional information**




## ARMBANDS for endurance race

- All staff in the pit lane must wear this armband which you will receive during the administrative check
- If possible clearly visible
- 8 armbands for 1 team :
  - 1 manager
  - 4 mechanics – all these persons must wear an overall
  - 3 team members for refuelling – completely flame proof equipment

# REFUELING ZONES



teams without boxes, in endurance race this is the refuelling zone



60 km/h and 120 sec. obligatory pit stop from this line.


Use the lightning conductor for grounding  
Wire between exhaust and lightning conductor is enough.



# PARC FERMÉ area

20

Under marshals  
supervision





# PRICE GIVING CEREMONY

Entrance between  
boxes 20 & 21

few minutes  
after each race

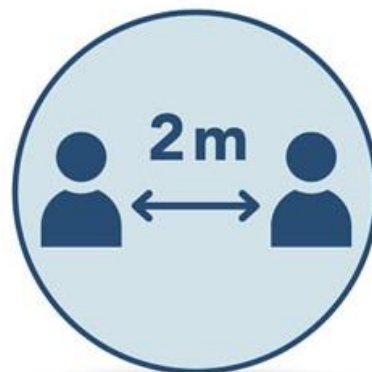




**VSTUP LEN S RÚŠKOM**  
ENTRY ONLY WITH FACE MASK



**DEZINFIKUJTE RUKY  
ALEBO NOSTE RUKAVICE**  
USE HANDS SANITIZER  
OR WEAR GLOVES



**DODRŽUJTE ODSTUP 2m**  
KEEP DISTANCE OF 2m



**ODPORÚČAME PLATBU KARTOU**  
PAY BY CARD

# Thank you and a successful and accident-free weekend!



Peter Kevický  
Race Director